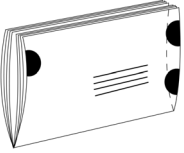
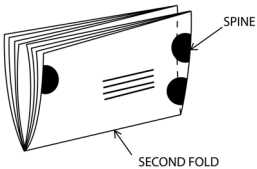

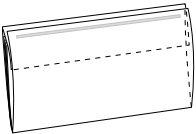


If the spine or final fold is...	And the length is...	The cover stock must be at least...	Mailers must seal the piece with...	And place the tabs in these locations...
 <p>Spine or fold on the bottom (longer) edge</p>	<p>5" to 9" long</p> <hr/> <p>Over 9", up to 10.5" long</p>	<p>50-pound</p> <hr/> <p>60-pound</p>	<p>Three 1.5" non-perforated tabs</p>	<p>Two tabs on leading edge; one tab on trailing edge. Position lower leading tab 0.5 inch from the bottom edge. Position upper tabs 1 inch from the top edge.</p>
 <p>Final fold on the bottom (longer) edge, with the folded spine on the leading or trailing (shorter) edge</p>	<p>5" to 10.5" long</p>	<p>40-pound</p>	<p>Three 1.5" non-perforated tabs</p>	<p>Folded Booklet Two tabs on leading edge; one tab on trailing edge. Position lower leading tab 0.5 inch from the bottom edge. Position upper tabs 1 inch from the top edge.</p>
 <p>Spine on the leading (shorter) edge</p>	<p>5" to 9" long</p> <hr/> <p>Over 9", up to 10.5" long</p>	<p>60-pound</p> <hr/> <p>70-pound</p>	<p>Three 1.5" non-perforated tabs</p>	<p>Two tabs on top edge; one tab on trailing edge. Position top tabs 1 inch from left and right edge. Position trailing tab in the middle.</p>
 <p>Spine on bottom (longer) edge, non-perforated inner flap on top (upper) edge</p>	<p>5" to 9.5" long</p>	<p>80-pound</p>	<p>Continuous glue line or glue spots</p>	<p>Perfect bound or saddle stitched with a continuous glue line along flap preferred, minimum 1inch glue spots acceptable if placed within 3/4 inch of right and left edges.</p>